

PL 40

COAXIAL CEILING SPEAKER



DESCRIPTION

The PL 40 is a ceiling speaker featuring elegant design that can be flush-mounted in false ceilings or panels. It can also be attached to walls or ceilings using a special accessory for surface mount installation. The PL 40 incorporates a 86 mm (3.5") full range loudspeaker and it is equipped with a line transformer that enables direct connection to constant voltage systems at 70 V or 100 V. When connected to a 100 V line, its power can be selected among the values 8 W, 6 W, 4 W or 2 W through the selection 5 inputs wire. Installation is quick and easy thanks to a special three-terminal system that avoids the need for using screws or other attachment elements.

MAIN APPLICATIONS

- High intelligibility Speech and Background music
- Schools
- Shopping malls
- Hospital
- Museums
- Hotels
- Office building

MAIN FEATURES

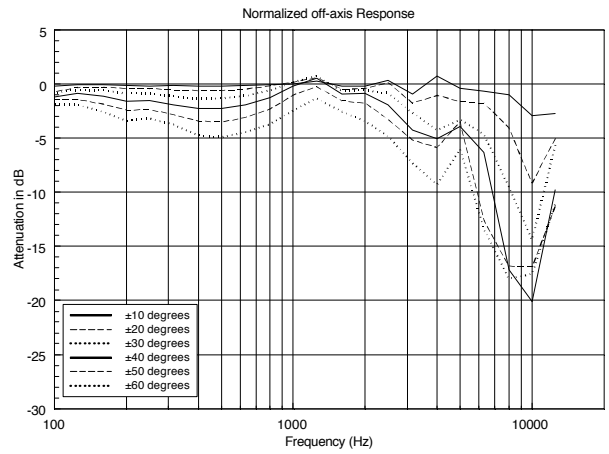
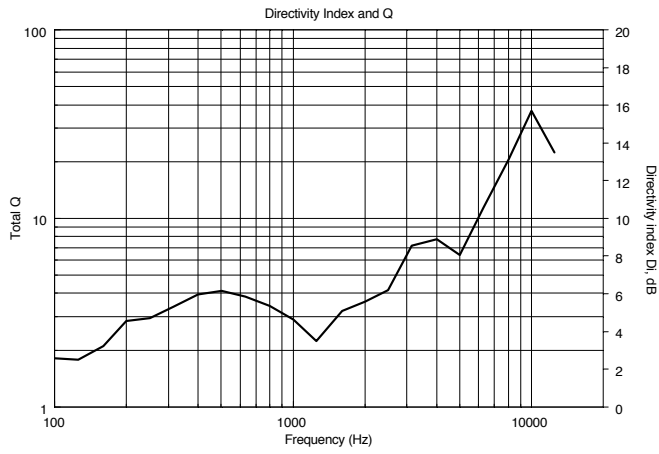
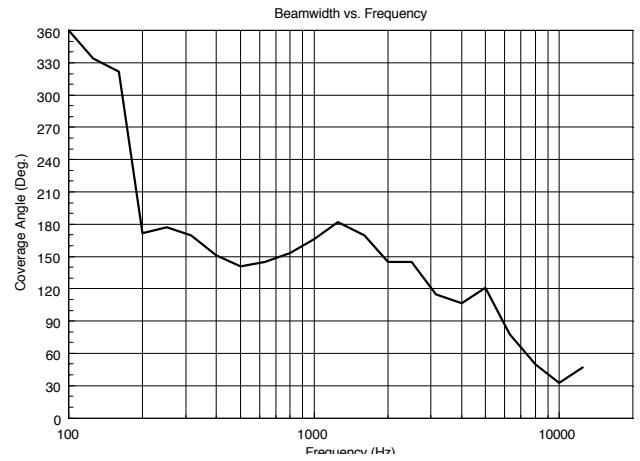
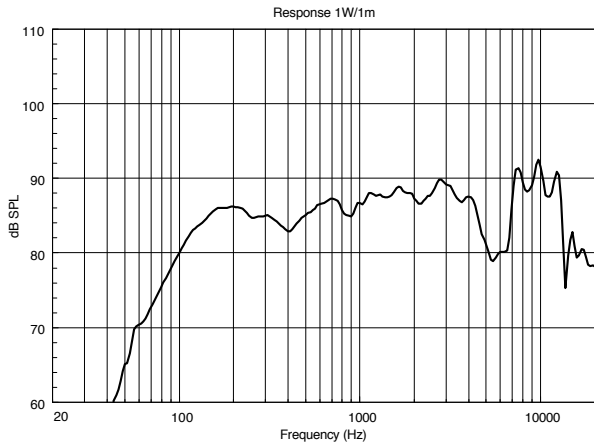
- Woofer 3.5" wide-band
- 8 / 16 Watt (RMS/Music Power)
- 90 Hz ÷ 20 kHz
- 100 dB (1 m / POWER MAX) max. SPL
- Incl. 100V transformer multitap
- Easy to install
- Simple power settings

SPECIFICATIONS

Loudspeaker	3.5" Full Range
Power (on 8 Ohm load)	8 / 16 W (RMS / Music power)
Power	8 W - 6 W - 4 W - 2 W (100V)
Sensitivity	88 dB (1 W / 1 m)
Mx. SPL (6 W / 1 m)	100 dB(A) (1 m / POWER MAX)
Frequency Response	100 Hz – 20 kHz
Angle of coverage	160° / 140° / 100° @ 1 / 2 / 4 kHz (hor.)
Connector	5 pin terminal strip
Body colour	White RAL 9016
Main body material	Plastic
Grill material	Steel
Dimensions	Ø 130 mm x 110 mm
Flush-mounting hole	Ø 122 mm
Max ceiling thickness	24 mm
Net weight	1 kg
Operating temperature	-25° to +55°
Relative humidity	90% non condensing

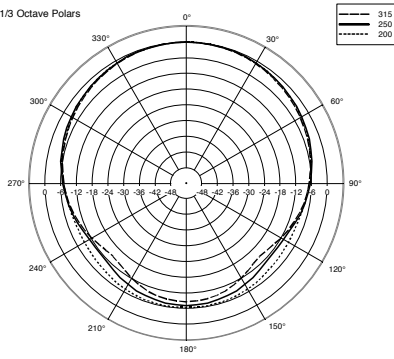


PL 40

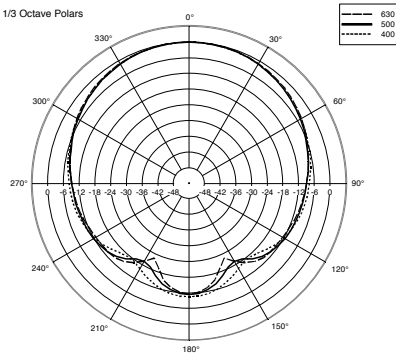


HORIZONTAL 1/3 POLAR PLOT

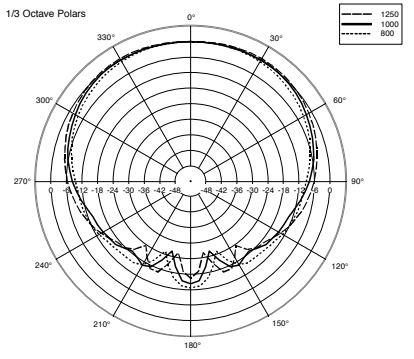
1/3 Octave Polars



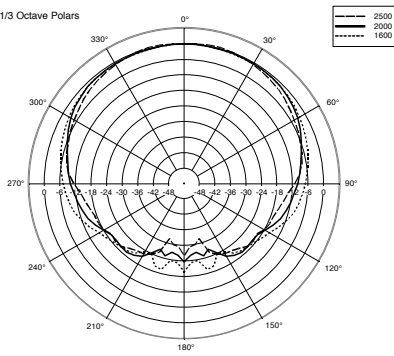
1/3 Octave Polars



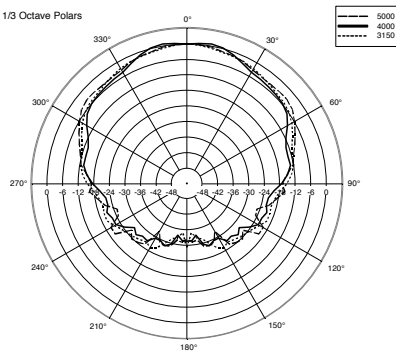
1/3 Octave Polars



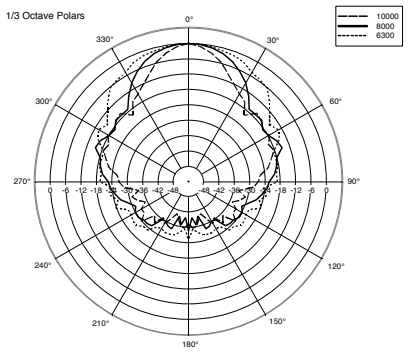
1/3 Octave Polars



1/3 Octave Polars



1/3 Octave Polars

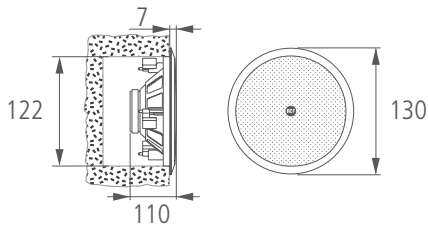


PL 40

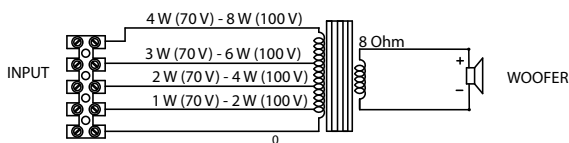
PART NUMBERS

13133045

DIMENSIONS (All data are in mm)



SCHEMATICS



POWER SELECTION

Define the colour cable to selected the chosen power value referring to the 100 V line (among 2 W – 4 W – 6 W – 8 W) so the correspondence impedance (among 5000 Ω – 2500 Ω - 1666 Ω – 1250 Ω)

	YELLOW GIALLO	GREEN VERDE	BLUE BLU	RED ROSSO	BLACK NERO
70V	4W	3W	2W	1W	COM
100V	8W	6W	4W	2W	COM

CERTIFICATIONS AND APPROVALS

- CE comply with European Community Directive 73/23/EEC and 93/768/EEC
- Environmental protection IP 44 homologation
- Self-Extinguishing plastic according to UL 94V0
- Speaker data according to IEC 268-5
- Safety according to IEC EN 60065:2002

ACCESSORIES (included)

- Connection Terminal
- Steel Grill

ACCESSORIES (not included)

- A1360 Adapter for surface mount installation (code 133 20 107)

INSTALLATION NOTES

Once removed the frontal grille the speaker can be simply and quickly installed into a hole in the ceiling cavity, secured by 3 lead-screw rotating clamps.

The electrical connections are clearly labelled and made through screw terminals block.

The power can be easily selected by using common wire and the positive wire using the legend of the power available on the speaker.

Before the installation, verify that behind the false-ceiling there is enough room for loudspeakers: with respect to the loudspeaker front flange surface plane, an empty space at least 60 mm depth is required.

The PL 6X is intended for indoor installations only.

