

# WS 620XT

## TWO WAY WEATHER RESISTANT FLUSH MOUNT SPEAKER



### MAIN APPLICATIONS

- High intelligibility Speech and Background music
- Schools
- Shopping malls
- Hospital
- Museums
- Hotels
- Office building

### DESCRIPTION

The WS 620XT is a weather resistant speaker featuring compact design that can be flush-mounted in false ceilings or panels. The WS 620XT incorporates a 160 mm (6") loudspeaker and a coaxial 25 mm (1") tweeter placed on a bridge support and it is equipped with a line transformer that enables direct connection to constant voltage systems at 70 V or 100 V, a low impedance input (4 Ohm) is available as well. When connected to a 100 V line, its power can be selected among the values 12 W, 6 W or 3 W through the selection inputs wire. The WS 620XT is intended for both indoor and outdoor installations and suggested for boats use.

### MAIN FEATURES

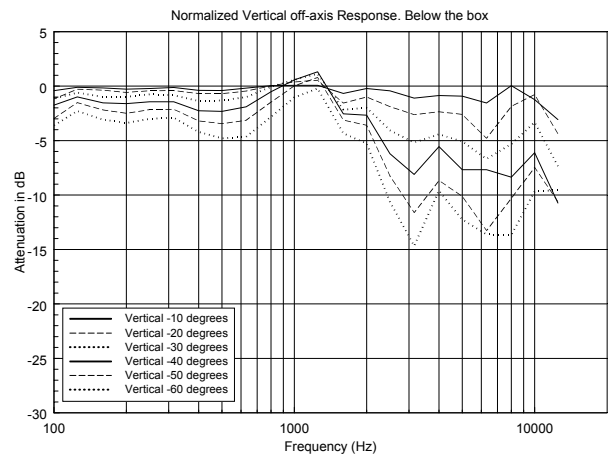
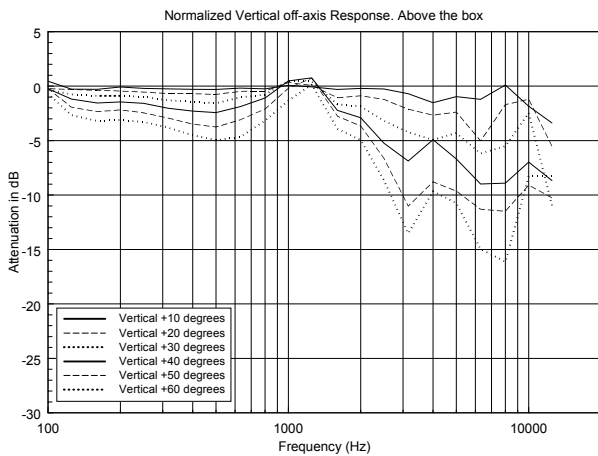
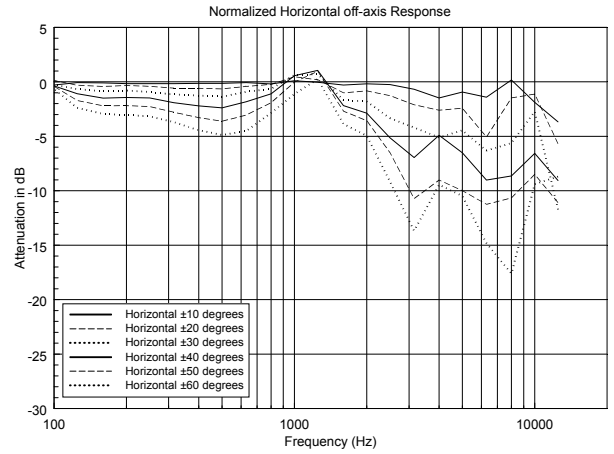
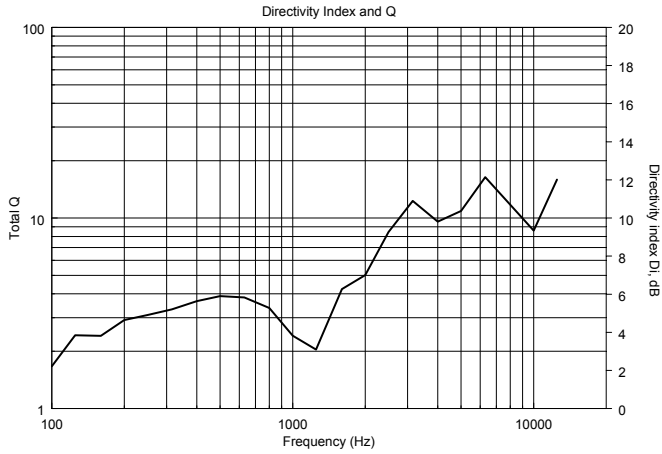
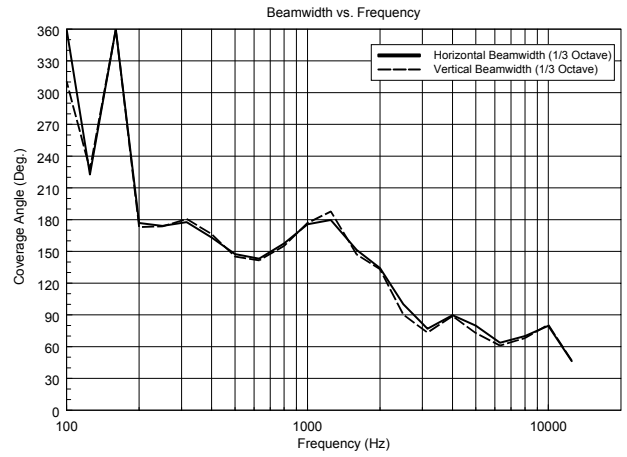
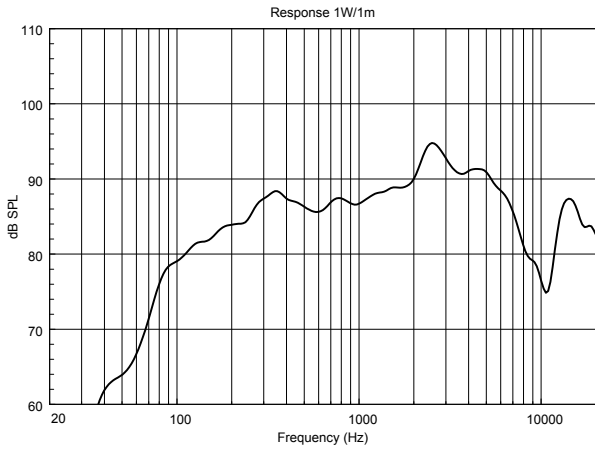
- Woofer 6" wide-band
- 1" coaxial tweeter
- 12 / 24 Watt (RMS/Music Power)
- 70 Hz ÷ 20 kHz
- 105 dB (1 m / POWER MAX) max. SPL
- Incl. 100V transformer multitap
- Easy to install
- Simple power settings

### SPECIFICATIONS

Loudspeaker	6" woofer with coaxial 1" tweeter
Power (on 8 Ohm load)	12 / 24 W (RMS / Music power)
Power	12 W - 6 W - 3 W (100V)
Sensitivity	91 dB (1 W / 1 m)
Mx. SPL (6 W / 1 m)	105 dB(A) (1 m / POWER MAX)
Frequency Response	70 Hz – 20 kHz
Angle of coverage	150° / 100° / 70° @ 1 / 2 / 4 kHz (hor.)
Connector	6 pin terminal strip
Body colour	White RAL 9016
Main body material	Plastic
Grill material	Plastic
Dimensiones	Ø 165 mm x 115 mm
Flush-mounting hole	Ø 132 mm
Min ceiling thickness	5 mm
Net weight	1.1 kg
Operating temperature	-25° to +55°
Relative humidity	90% non condensing

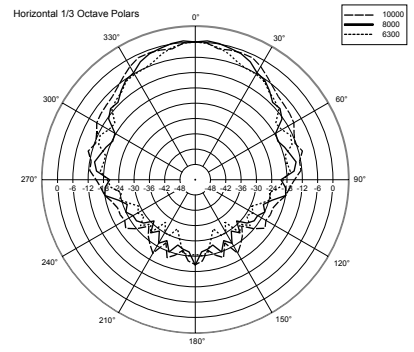
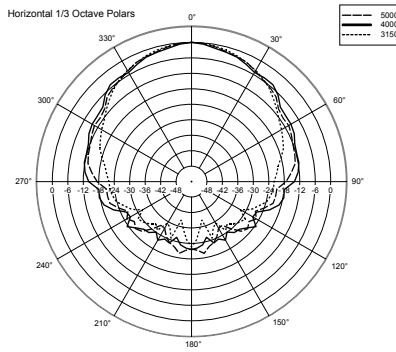
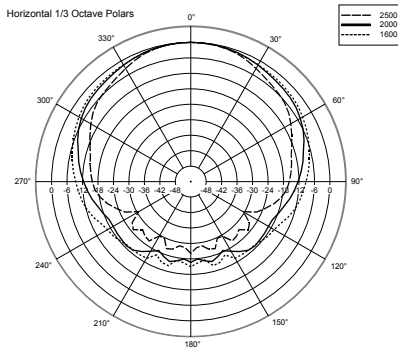
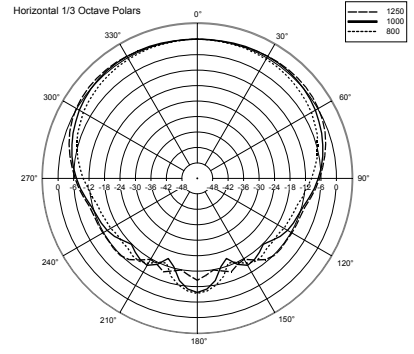
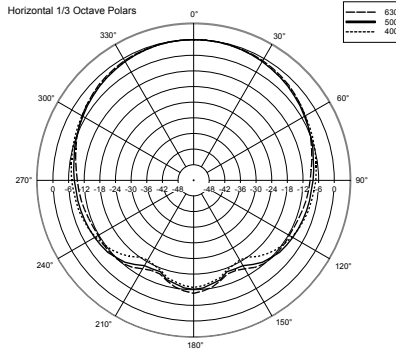
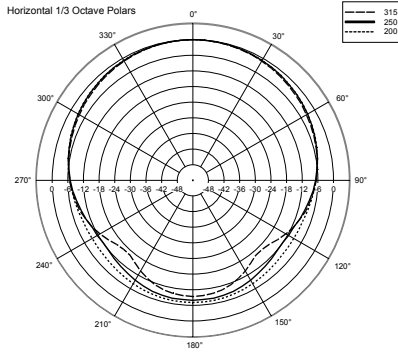


# WS 620XT

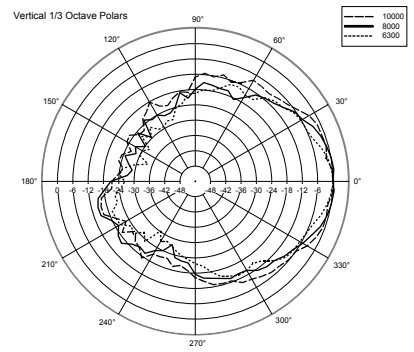
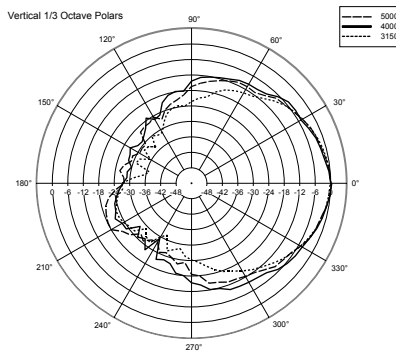
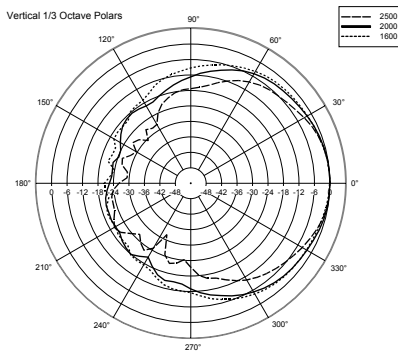
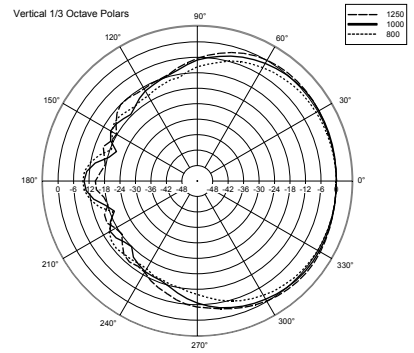
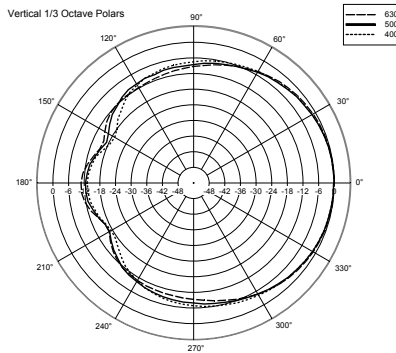
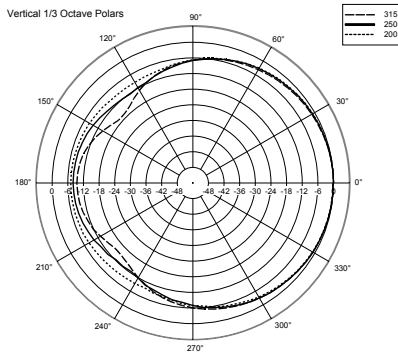


# WS 620XT

## HORIZONTAL 1/3 POLAR PLOT



## VERTICAL 1/3 POLAR PLOT

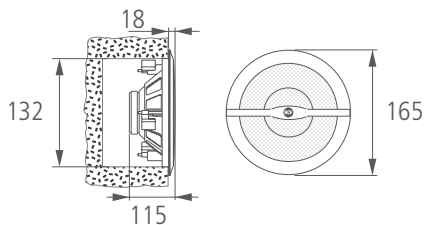


# WS 620XT

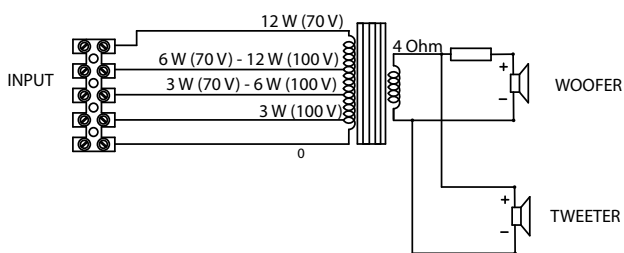
## PART NUMBERS

13133044

## DIMENSIONS (All data are in mm)



## SCHEMATICS



## INSTALLATION NOTES

Simply and quickly placement into a hole in the ceiling cavity and screw with the 4 screws provided to the false ceilings or wall-panels

The electrical connections are clearly labelled and made through screw terminals block.

The power can be easily selected by using common wire and the positive wire using the legend of the power available on the speaker.

Before the installation, verify that behind the false-ceiling there is enough room for loudspeakers: with respect to the loudspeaker front flange surface plane, an empty space at least 115 mm depth is required.

RCF products are continually improved. All specifications are therefore subject to change without notice.

## POWER SELECTION

Define the colour cable to selected the chosen power value referring to the 100 V line (among 3 W – 6 W – 12 W) so the correspondence impedance (among 3333  $\Omega$  – 1666  $\Omega$  – 833  $\Omega$ )

	YELLOW GIALLO	GREEN VERDE	BLUE BLU	RED ROSSO	BLACK NERO
70V	12W	6W	3W	/	COM
100V	/	12W	6W	3W	COM

## CERTIFICATIONS AND APPROVALS

- CE comply with European Community Directive 73/23/EEC and 93/768/EEC
- Environmental protection IP 55 homologation
- Self-Extinguishing plastic according to UL 94V0
- Speaker data according to IEC 268-5
- Safety according to IEC EN 60065:2002

## ACCESSORIES (included)

- Connection Terminal



www.rcf.it